

# Q1 2021

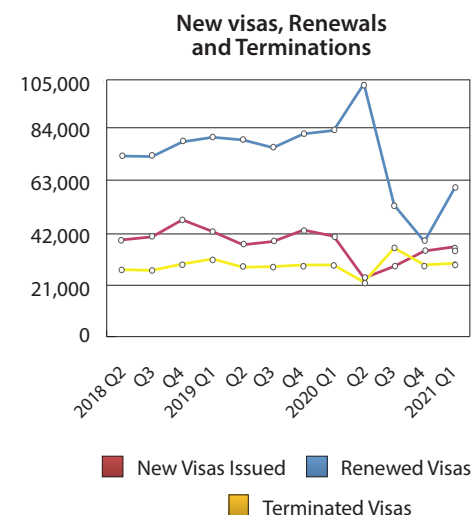
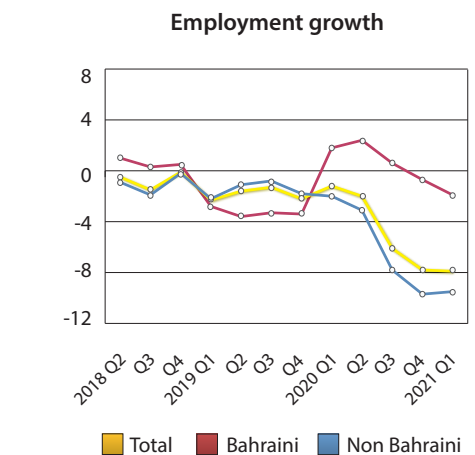
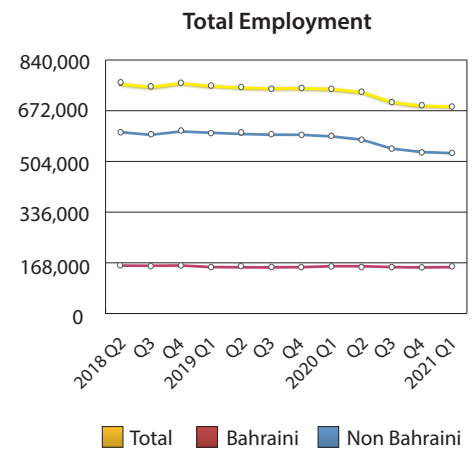
## Bahrain Labour Market Indicators

Issue 53/ First Quarter 2021

### Foreign employment reaches 531,447 workers by end of first quarter of 2021

- Foreign workers employment reached 531,447 workers by the end of the first quarter of 2021. Non-Bahraini employment decreased by 9.4% annually compared to 586,874 workers in the same quarter last year.
- Bahraini employment was 153,757 workers by the end of the first quarter decreasing at an annual rate of 1.9% compared to 156,746 workers in the first quarter of 2020.
- The number of new employment work permits issued by LMRA during first quarter of 2021 was 36,732 decreasing at an annual rate of 10.6%.
- The share of small organizations, employing less than 10 workers, of employment work permits was 47.7% of total work permits issued during the first quarter of 2021.
- Median monthly wages for Bahrainis reached BHD 556 this quarter. The Median wage of Bahrainis was BHD 539 in the same quarter a year before showing increase at the rate of 3.2%.

Employment	Value	Change
<b>Total employment <sup>1</sup></b>	685,204	-7.9%
- Bahrainis	153,757	-1.9%
- Non-Bahrainis	531,447	-9.4%
Work Visas <sup>2</sup>	Value	Change
<b>New work visas</b>	36,732	-10.6%
<b>Renewals</b>	60,802	-27.9%
<b>Terminations</b>	30,009	2.4%
<b>Local transfer</b>	16,485	-2.9%
Domestic Visas	Value	Change
<b>New Domestic Visas</b>	6,902	4.6%
<b>Renewals</b>	6,462	2.9%
New Entrance to Labour Market (Private Sector)	Value	Change *
<b>New Bahraini Entrance <sup>3</sup></b>	1,538	18.8%
- With ≤ BHD 250 monthly <sup>3</sup>	62	34.8%
Enterprise Development <sup>4</sup> (4Q moving average)	Value	Change *
<b>New enterprises (CR branch)</b>	1,790	-2.5%
Wages	Value	Change
<b>Labour cost gap <sup>5</sup> (in target sectors)</b>	BHD 339	BHD -5
<b>Median monthly wages (Bahrainis)</b>	BHD 556	3.2%
- Public Sector	BHD 714	1.7%
- Private Sector	BHD 455	3.2%
<b>Consumer Price Index (CPI) April 2019=100</b>	96.6	-2.6%

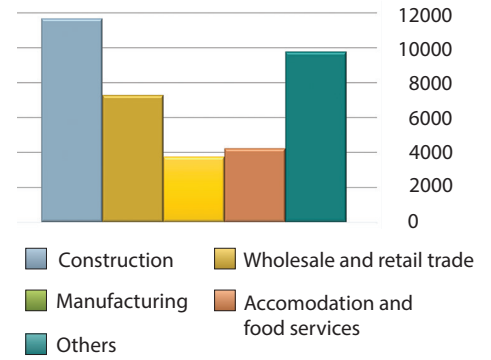


All percentage growth rates or differences of levels shown in the dashboard represent the change from the same quarter a year before except for the indicators marked with (\*) as it represents percentage growth rates compared to previous quarter.

## Work permits

- The total number of permits issued by LMRA during the first quarter of 2021 was 45,670 permits. 36,732 of issued permits were employment work permits, 1,122 for investors, and 7,816 for dependants. The total number of permits issued decreased compared to 48,165 permits issued in the same quarter of previous year.
- The number of permit renewal transactions processed by LMRA in the first quarter was 75,845 renewals of which 60,802 were for employment permits, 1,666 for investors, and 13,377 for dependants. The total number of renewals decreased compared to 98,239 in the first quarter of 2020.
- The number of permit termination transactions processed by LMRA based on request from employer during the first quarter of 2021 was 34,707, of which 30,009 were for employment work permits, 205 for investors, and 4,493 for dependants.
- The economic sector with the highest number of new work permits for regular workers continues to be Construction sector with a share of 31.8% of total regular work permits issued, followed by Wholesale and retail trade sector with a share of 19.8%, then Accommodation and food service activities sector at 11.5%.

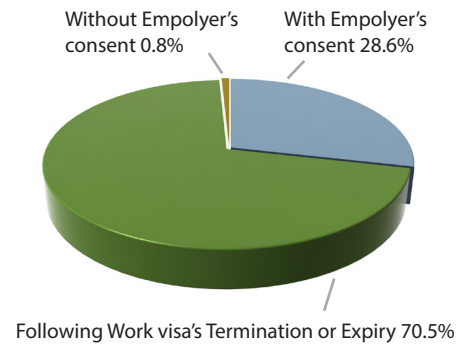
## New visas by sector



## Transfer

- The number of transfer transactions of foreign workers (from previous employer to new employer) that were processed by LMRA during the fourth quarter was 16,485. The number includes local transfer of workers - after termination or expiry of work permit - even if they did not apply for intention to transfer in LMRA within 5 days from termination or expiry. Transfer transactions after termination or expiry of work permit were 70.5% of total transfer transactions. Transfer with consent of previous employer was 28.6%, and transfer without consent of previous employer nearly 0.8%.
- Wholesale and retail trade activities was the sector with the highest number of transfer transactions followed by Manufacturing, then Accommodation and food service activities. Nearly 60.5% of transfer transactions in this quarter were made by small economic units, employing less than 10 workers.

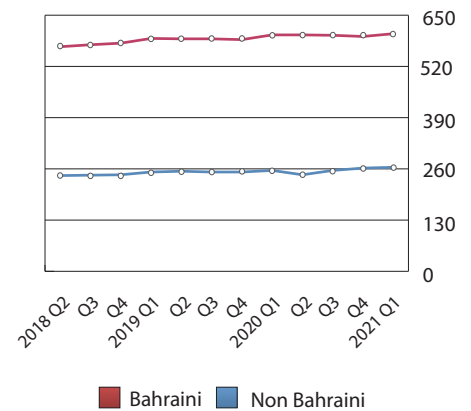
## Foreign Worker Transfer by Type



## Wages and labour cost gap

- The median wage of Bahraini employees reached BD 556 by end of the first quarter of 2021 compared to BD 539 in the same quarter last year, increasing at an annual rate of 3.2%. The median wage of Bahraini workers in the private sector was BD 455 showing an increase at the rate of 3.2% annually, while the median wage of Bahraini workers in the public sector was BD 714 representing an increase of 1.7% annually.
- The labour cost gap between Bahraini and non-Bahraini workers in the target sectors (Construction, Trade, Hotels and Restaurants and small-scale Manufacturing) was BHD 339 this quarter decreasing by BHD 5 compared to the first quarter of 2020.

## Labour cost gap (target sectors)



## Notes:

- Includes all civilian employed persons in the private and public sectors (insured, uninsured and self-employed) and domestic workers.
- Excluding visas for domestic workers, investors and temporary workers.
- Newly registered workers at GOSI.
- Four quarters moving average.
- Target sectors are limited to four branches of economic activity: Construction; Wholesale, retail trade and repairs; Hotels and restaurants; and Manufacturing (small scale).

## Worker Transfer Transactions in Q1 2021 by Size of Establishment

