

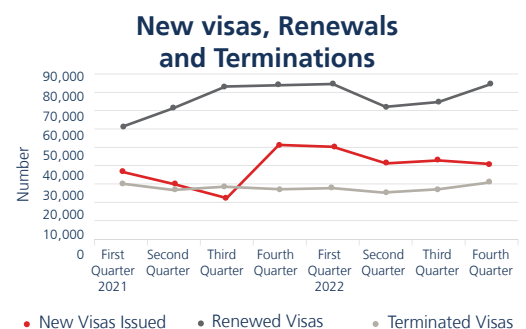
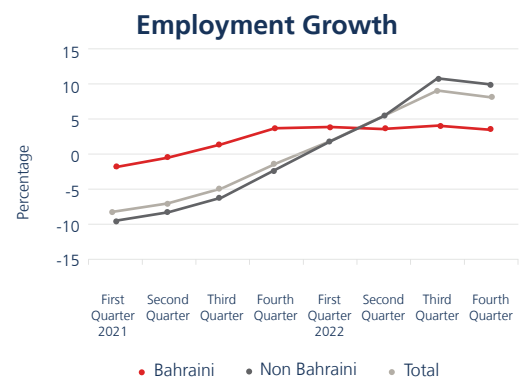
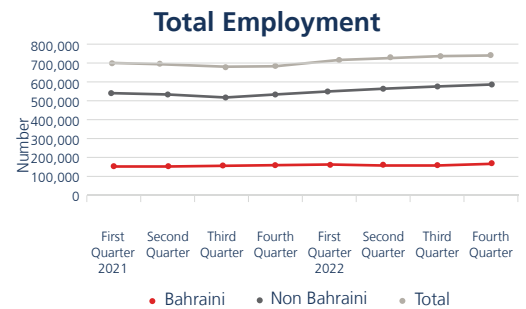
Labour Market Indicators

Bahrain | Fourth Quarter 2022

Total employment reaches **746,145** in the Fourth quarter of 2022

- Foreign workers employment reached 582,674 workers by the end of the fourth quarter of 2022. Non-Bahraini employment increased by an annual rate of 9.9% compared to 530,159 workers in the same quarter of last year.
- Bahraini employment increased to reach 163,471 workers by the end of this quarter representing an annual growth rate of 3.4% compared to 158,029 workers in the fourth quarter of 2021.
- The number of new employment work permits issued by LMRA during the fourth quarter was 40,591 representing a decrease rate of 20.2% annually.
- The share of small organizations, employing less than 10 workers, of employment work permits was 49.4% of total new employment work permits issued during the last quarter of 2022.
- Median monthly wages for Bahrainis reached BD 558 this quarter. The Median wage of Bahrainis was BD 551 in the same quarter a year before showing increase at the rate of 1.3%.

Employment ¹	Value	Change
Total Employment	746,145	8.4%
- Bahrainis	163,471	3.4%
- Non-Bahrainis	582,674	9.9%
Work Visas ²	Value	Change
New work visas	40,591	-20.2%
Renewals	84,582	-0.2%
Terminations	30,528	12.3%
Transfer	18,028	38.9%
Domestic Visas	Value	Change
New Domestic Visas	7,454	-6.8%
Renewals	5,597	-10.3%
New Entrance to Labour Market (Private Sector) ³	Value	Change *
New Bahraini Entrance	2,054	-3.5%
- With less than BHD 250 monthly	117	50.0%
Enterprise Development ⁴	Value	Change *
New enterprises (CR branch)	2,316	3.0%
Wages	Value	Change
Labour cost gap ⁵ (in target sectors)	BHD 355	BHD 21
Median monthly wages (Bahrainis)	BHD 558	1.3%
- Public Sector	BHD 733	1.9%
- Private Sector	BHD 464	1.8%
Median monthly wages (Bahrainis)	99.9	3.4%

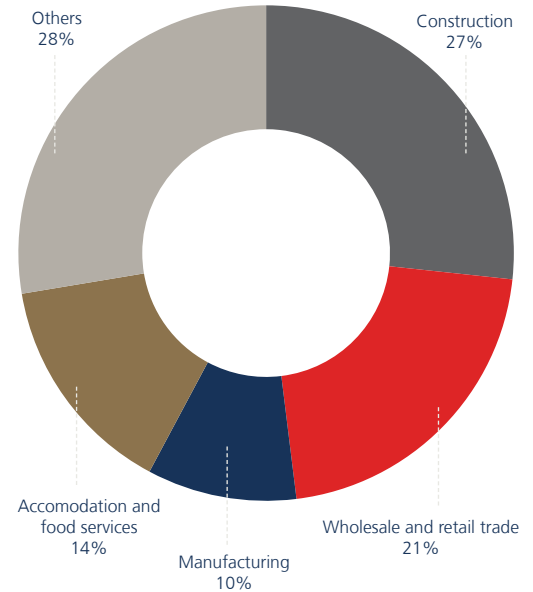


All percentage growth rates or differences of levels shown in the dashboard represent the change from the same quarter a year before except for the indicators marked with * as it represents percentage growth rates compared to previous quarter.

Work permits

- The total number of new permits issued by LMRA during the last quarter of year 2022 was 50,137 permits. Of which 40,591 were employment work permits, 2,940 investor permits, and 6,606 for dependents. The total number of permits issued decreased compared to 60,834 permits issued in the same quarter of 2021.
- The number of permit renewal transactions issued by LMRA during the fourth quarter was 98,354 renewals of which 84,582 were for employment permits, 2,043 for investors, and 11,729 for dependents. The total number of renewals decreased compared to 99,031 in the same quarter of last year.
- The number of permit termination transactions processed by LMRA based on request during the last quarter of 2022 was 35,813, of which 30,528 were for employment work permits, 421 for investors, and 4,864 for dependents.
- The economic sector with the highest number of new work permits for employment permits type continues to be Construction sector with a share of 26.7% of total employment permits issued, followed by Wholesale and retail trade sector with a share of 21.3%, then Accommodation and food service activities sector at 14.6%.

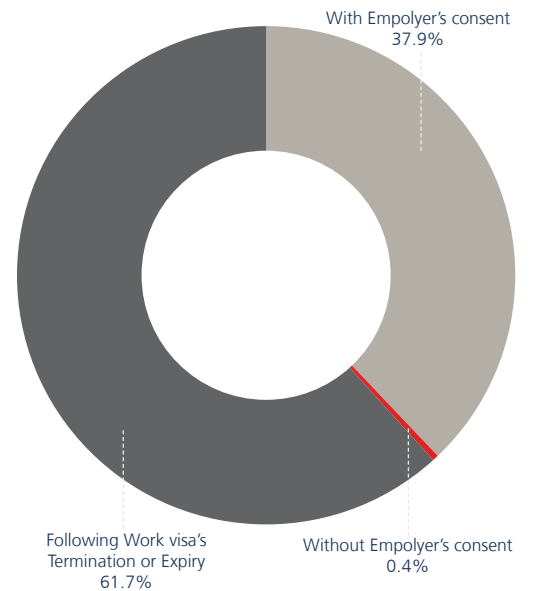
New Visas by Sector



Transfer

- The number of transfer transactions of foreign workers (from previous employer to new employer) that were processed by LMRA during the fourth quarter was 18,028. The number includes local transfer of workers - after termination or expiry of work permit - even if they did not apply for intention to transfer in LMRA within 5 days from termination or expiry. Transfer transactions after termination or expiry of work permit were 61.7% of total transfer transactions. Transfer with consent of previous employer was 37.9%, and transfer without consent of previous employer nearly 0.4%.
- Wholesale and retail trade activities was the sector with the highest number of transfer transactions followed by Accommodation and food service activities, then Education. Nearly 57.5% of transfer transactions in this quarter were made by small economic units, employing less than 10 workers.

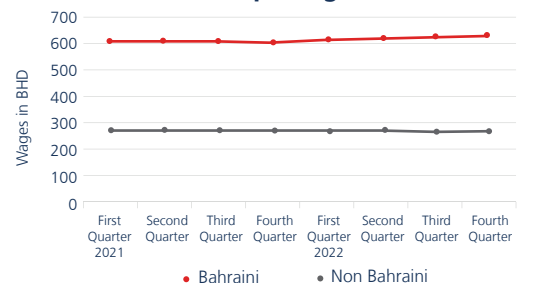
Foreign Worker Transfer by Type



Wages and labour cost gap

- The median wage of Bahraini employees reached BD 558 by end of the fourth quarter of 2022 compared to BD 551 in the same quarter of 2021, increasing at an annual rate of 1.3%. The median wage of Bahraini workers in the private sector was BD 464 showing an increase at the rate of 1.8% annually, on the other hand, the median wage of Bahraini workers in the public sector was BD 733 representing an increase of 1.9% annually.
- The labour cost gap between Bahraini and non-Bahraini workers in the target sectors (Construction, Trade, Hotels and Restaurants and small-scale Manufacturing) was BD 355 this quarter increasing by BD21 compared to last year.

Labour Cost Gap (Target Sectors)



Notes

- Includes all civilian employed persons in the private and public sectors (insured, uninsured and self-employed) and domestic workers.
- Excluding visas for domestic workers, investors and temporary workers.
- Newly registered workers at GOSI.
- Four quarters moving average.
- Target sectors are limited to four branches of economic activity: Construction, Wholesale, retail trade and repairs, Hotels and restaurants, and Manufacturing (small scale).