

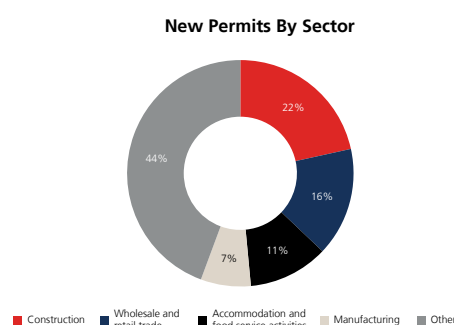
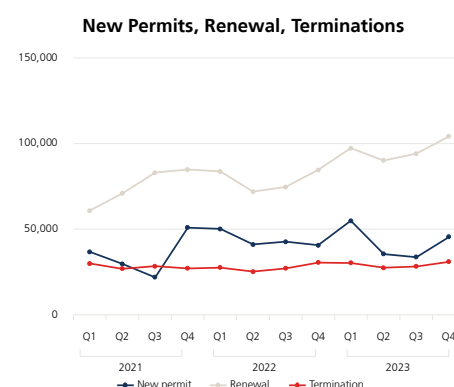
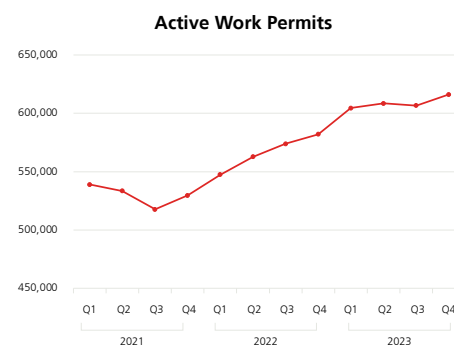


Labour Market Indicators

Kingdom of Bahrain | Fourth Quarter 2023

- Foreign workers active permits reached 616,122 workers by the end of 2023 representing an increase of 5.8% annually compared to 582,051 permits at the end of 2022.
- The number of new employment work permits issued by LMRA during the last quarter of 2023 was 45,553 showing an annual increase rate of 12.2%.
- The share of organisations employing less than 10 workers of employment work permits was 60% of total new employment work permits issued during the fourth quarter of 2023.

Active Work Permits ¹	Value	Change
Total	616,122	5.8%
Work Permits ²	Value	Change
New Work Permits	45,553	12.2%
Renewals	104,129	23.1%
Terminations	31,039	1.7%
Transfer	17,677	-1.9%
Domestic Permits	Value	Change
New Domestic Permits	7,151	-4.1%
Renewals	6,938	24.0%



Work Permits

- The total number of new permits issued by LMRA during the fourth quarter of 2023 was 53,511 permits, out of which 45,553 were employment work permits, 1,941 investor permits, and 6,017 for dependents. The total number of permits issued increased by 6.7% compared to 50,137 permits issued in the fourth quarter of 2022.
- The number of permit renewals issued by LMRA during the fourth quarter was 121,338 renewals, out of which 104,129 were for employment permits, 2,995 for investors, and 14,214 for dependents. The total number of renewals increased by 23.4% compared to 98,354 in the fourth quarter of 2022.
- The number of permit terminations processed by LMRA based on request during the fourth quarter of 2023 was 36,516, out of which 31,039 were for employment work permits, 711 for investors, and 4,766 for dependents.
- The economic sector with the highest number of new work permits for employment permits type continues to be the construction sector with a share of 22% from total employment permits issued, followed by the wholesale and retail trade sector with a share of 16%, then the accommodation and food service activities sector with a share of 11%.

All percentage growth rates or differences of levels shown in the dashboard represent the change from the same quarter a year before.

1. Includes only civilian employed persons in the sectors. LMRA is using data from LMRA Expat management System (EMS) to produce the total number of active work permits.
2. Excluding permits for domestic workers and investors.